



***Lw*etb**

*Bord Oideachais agus Oiliúna
an Longfoirt agus na hIarmhí*
Longford and Westmeath
Education and Training Board

Longford and Westmeath Education and Training Board

Financial Statements For The Year Ended 31st December 2015

Longford and Westmeath Education and Training Board

Index to the Financial Statements for the Year Ended 31st December 2015

	Page
Statement of Board Responsibilities	3
Statement of Internal Control	4
Comptroller and Auditor General Audit Report	5
Activities and Pay Costs	6
Accounting Policies	7 - 7a
Operating Account	8
Statement of Current Assets and Current Liabilities	9
Notes To The Financial Statements	10 - 25

Longford and Westmeath Education and Training Board

Statement of Board Responsibilities

Longford and Westmeath Education and Training Board was established on 1 July 2013 under the provisions of the Education and Training Boards Act 2013.

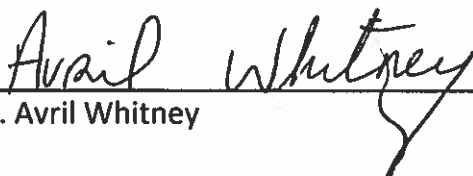
Section 51 of that Act requires the ETB to keep in such form and in respect of such accounting periods as may be approved by the Minister for Education and Skills with the consent of the Minister for Finance and the Minister for Public Expenditure and Reform, all proper and usual accounts of the monies received or expended by it.

In preparing those accounts, the Board is required to

- (a) apply the standard accounting policies for the preparation of ETB financial statements.
- (b) make judgements and estimates that are reasonable and prudent.
- (c) disclose and explain any material departures from the standard accounting policies.

The Board is responsible for keeping proper books of account which disclose, with reasonable accuracy at any time, the financial position of the Board and which enable it to ensure that the Financial Statements comply with section 51 of the Education and Training Boards Act 2013. The Board is also responsible for safeguarding its assets and for taking reasonable steps for the prevention and detection of fraud and other irregularities.

Chairperson


Cllr. Avril Whitney

Date: 01/12/2016

Longford and Westmeath Education and Training Board

Statement of System of Internal Control

On 1 July 2013 Westmeath VEC and Longford VEC amalgamated and Longford and Westmeath Education and Training Board (LWETB) was established under the provisions of the Education and Training Boards Act 2013. On that date all the operations, staff, fixed assets, current assets, current liabilities, surpluses and deficits of the former County Longford VEC and County Westmeath VEC transferred to the Longford and Westmeath ETB. On 1 July 2014 the Athlone Training Centre transferred to Longford and Westmeath ETB. All staff, associated programmes, fixed assets, current assets and current liabilities transferred to Longford and Westmeath ETB. LWETB was responsible for the training budget in KWETB until 1 November 2015. LWETB was responsible for the training budget in LOETB until 26 February 2016. The assets at Mount Lucas, Co. Offaly transferred to LOETB on 1 July 2014. LWETB remained responsible for the day to day operations of the facility until 31 December 2015.

The Code of Practice for the Governance of ETBs (Circular 0018/2015) was issued on 16 March 2015 and adopted by the board of LWETB on 23 June 2015. As per the instruction of the Department of Education and Skills, prior to the adoption of the new Code of Practice for the Governance of ETBs, LWETB continued to comply with the VEC Code of Practice (Circular F11/05) save where it conflicted with the provisions of the Education and Training Boards Act 2013, in which case the Act's provisions prevailed.

New Audit and Finance Committees were formed on 23 June 2015. They received training on 7 October and they each held their first meeting in October 2015. The Audit Committee met again twice in November and once in December 2015.

Responsibility for the System of Internal Financial Control

As Chairperson of LWETB, I acknowledge the responsibility of the Board for ensuring that an efficient, effective and economic system of internal financial control is maintained and operated. The purpose of such a system is to ensure that assets are safeguarded, transactions are authorised and properly recorded, and that material errors or irregularities are either prevented or would be detected in a timely period.

Key Control Procedures

The Board has taken steps to ensure an appropriate control environment by:

- Clearly defining management and staff responsibilities.
- Establishing procedures for reporting significant control failures and ensuring appropriate corrective action.
- Establishing procedures for identifying and evaluating all risks which could prevent the ETB from achieving its objectives.
- LWETB is addressing the area of risk management in 2016 in line with the provisions of the Code of Practice for the Governance of ETBs. This entails the development and implementation of an effective risk management system which will identify and assess risk in the context of the operations of LWETB and develop appropriate responses and mechanisms to provide the necessary assurances that risk is being managed.

The system of internal financial control operated in LWETB is based on:

- Detailed administrative procedures
- Segregation of duties
- Specific authorisations
- Internal checks
- Monthly management review of reports outlining the actual and budgeted results of programmes operated by the ETB.

The Boards monitoring and review of the effectiveness of the system of internal control is informed by the:

- Work of the Audit Committee, which considers internal audit reports and reports of the C&AG and reports to the board whether the Chief Executive is, in the internal auditor's opinion, operating adequate and appropriate systems of internal control;
- Chief Executive who has responsibility for the financial control framework;
- Recommendations made by the Comptroller and Auditor General in management letters or other reports.

An Internal Audit is provided by the ETB Internal Audit Unit. In 2015 the Internal Audit Unit conducted an audit on Adult Literacy and Community Education, which was reported in 2016. In 2013 the Internal Audit unit conducted an audit on Receipts and the findings and recommendations were reported in 2015. In 2015 the Structural Funds Unit of the Department of Education and Skills conducted a European Social Fund (ESF) audit on Youthreach and Third Level Access in Co. Westmeath, which was reported on in 2015.

Annual Review of Controls

LWETB is committed to operating an efficient, effective and economic internal control system. I confirm that in November 2016 LWETB conducted a review of the effectiveness of the system of internal control and found them to be satisfactory.

Signed Avril Whitney Date: 01/12/2016
Cllr. Avril Whitney
Chair of Longford and Westmeath Education and Training Board.



**Comptroller and Auditor General
Report for presentation to the Houses of the Oireachtas**

Longford and Westmeath Education and Training Board

I have audited the financial statements of Longford and Westmeath Education and Training Board for the year ended 31 December 2015 under the Education and Training Boards Act 2013 (the Act). The financial statements comprise the statement of accounting policies, the operating account, the statement of current assets and current liabilities and the related notes. The financial reporting framework applied in their preparation is that prescribed by the Minister for Education and Skills under the Act.

Responsibilities of the Board

The Board is responsible for preparation of the financial statements in accordance with the Act and the accounting policies laid down by the Minister for Education and Skills. The Board is also responsible for ensuring the regularity of transactions.

Responsibilities of the Comptroller and Auditor General

My responsibility is to audit the financial statements and report on them in accordance with the Act.

My audit is conducted by reference to the special considerations which attach to State bodies in relation to their management and operation.

My audit is carried out in accordance with the International Standards on Auditing (UK and Ireland) and in compliance with the Auditing Practices Board's Ethical Standards for Auditors.

Scope of audit of the financial statements

An audit involves obtaining evidence about the amounts and disclosures in the financial statements, sufficient to give reasonable assurance that they are free from material misstatement, whether caused by fraud or error. This includes an assessment of

- whether the accounting policies are appropriate to the Board's circumstances, and have been consistently applied and adequately disclosed
- the reasonableness of significant accounting estimates made in the preparation of the financial statements, and
- the overall presentation of the financial statements.

I also seek to obtain evidence about the regularity of financial transactions in the course of audit.

Opinion on the financial statements

In my opinion,

- the financial statements properly present the income and expenditure of the Board for the year ended 31 December 2015
- the statement of balances properly presents the state of affairs of the Board at 31 December 2015
- the financial statements are in accordance with the accounting policies laid down by the Minister for Education and Skills.

In my opinion, the accounting records of the Board were sufficient to permit the financial statements to be readily and properly audited. The financial statements are in agreement with the accounting records.

Matters on which I report by exception

I report by exception if I have not received all the information and explanations I required for my audit, or if I find

- any material instance where money has not been applied for the purposes intended or where the transactions did not conform to the authorities governing them, or
- the statement on internal control does not reflect the Board's compliance with the Code of Practice for the Governance of Education and Training Boards, or
- there are other material matters relating to the manner in which public business has been conducted.

I have nothing to report in regard to those matters upon which reporting is by exception.

Seamus McCarthy
Comptroller and Auditor General

16 December 2016

Longford and Westmeath Education and Training Board

Activities and Pay Costs

1 Main Activity

Longford and Westmeath Education and Training Board provides Education and Training throughout counties Longford and Westmeath as set out below :

Service	No. Locations	No. Participants
Second Level & Post Leaving Cert.	9	3322
Further Education	24	3564
Training *	83	2886
Part-time / Night Classes	3	670

* LWETB were responsible for the training budget in KWETB until 1 November 2015. LWETB were responsible for the training budget in LOETB until 26 February 2016

2 Other Services

The Board also acts as an Agent and runs Self - financing Projects.

Agency work involves running a programme on behalf of another organisation according to agreed criteria and the Board is reimbursed its cost.

Self - financing Projects are programmes run under the complete control of the Board either for the Board or other organisations.

3 Pay Costs

Pay is the principal cost for the Board and the following indicates the range and amount :

Pay Range*	No. Employees	Cost in 2015
€ 0 - 59,999	804	€ 18,600,119
60,000 - 69,999	63	4,081,467
70,000 - 89,999	29	2,247,780
90,000 - 99,999	3	291,266
100,000 - 109,999	2	205,187

*Pay range does not include employers' PRSI.

The ETB does not make employer pension contributions in respect of employees. See note (e) page 7a.

Longford and Westmeath Education and Training Board

Establishment of the Education and Training Board and the Accounting Policies of the Financial Statements for the Year Ended 31st December 2015

1. Establishment of the Education and Training Board

Longford and Westmeath Education and Training Board was established on 1 July 2013. Counties Longford and Westmeath Vocational Education Committees (VECs) were dissolved on 30 June 2013 and all assets, liabilities and staff of the VEC's transferred to the ETB on a going concern basis. Details of the assets and liabilities transferred are set out in note 22 to these financial statements.

SOLAS was established on 27 October 2013 and all functions, operations, assets and liabilities remaining with FÁS, which was dissolved on 26 October 2013, transferred to SOLAS.

On 1 July 2014, 65 staff, associated programmes, operations and systems, including associated assets and liabilities of Athlone Training Centre transferred to the ETB on a going concern basis. Details of the associated assets and liabilities transferred from SOLAS are set out in Note 23 to these financial statements. The assets at Mount Lucas, Co. Offaly transferred to LOETB on 1 July 2014. LWETB remained responsible for the day to day operation of the facility until 31 December 2015.

LWETB were responsible for the training budget in KWETB until 1 November 2015. LWETB were responsible for the training budget in LOETB until 26 February 2016

The functions of the ETB are set out in section 10 of the Education and Training Boards Act 2013.

2. Significant Accounting Policies

(a) Basis of Presentation

The financial statements are presented in the form approved by the Minister for Education and Skills with the consent of the Minister for Finance and the Minister for Public Expenditure and Reform. They consist of a Statement of Accounting Policies, an Operating Account, a Statement of Current Assets and Current liabilities and notes to the financial statements.

(b) Basis of Preparation

The Operating Account presents Receipts and Payments by Programme Grouping and the resultant Cash Surplus / (Deficit) is adjusted for debtor and creditor movements to determine the overall result for the period on an accrual basis.

The Statement of Current Assets and Current Liabilities is prepared on the accrual basis by determining state grant and other funder balances at amounts that reflect the related actual expenditure incurred and in accordance with the funding rules.

Third Party Debtors are included in Current Assets. Pay and Expense Liabilities are included in Current Liabilities.

(c) Tangible fixed assets

All assets purchased including land and buildings, fixtures and fittings and training equipment are charged to expenditure in the year of purchase. State grants to fund the purchase of tangible fixed assets are taken to income in the same year.

(d) Stocks

All consumable stocks are charged to expenditure when purchased.

(e) Superannuation

The pension entitlements of ETB staff, including those who transferred from SOLAS, are conferred under defined benefits schemes.

Superannuation deductions made from employees pay in respect of the schemes are retained by the ETB as part of agreed Exchequer funding, or paid over to the Department of Public Expenditure and Reform.

The ETB does not make any pension contributions towards the schemes.

These unfunded schemes are operated on a pay as you go basis with the annual pension entitlements being paid directly by the Department of Education and Skills.

(f) Lease Rentals


All lease rentals are expensed as incurred.


Longford and Westmeath Education and Training Board

Operating Account For The Year Ended 31 December 2015

	Note	Year ended 31/12/2015	18 Months Ended 31/12/2014
		€	€
RECEIPTS			
Schools & Head Office	1	21,556,253	29,964,788
Further Education and Training	2	34,949,010	28,080,133
Student Support Services	3	214,022	1,282,775
Youth Services	4	473,995	675,347
Agencies & Self-Financing Projects	5	1,102,846	1,880,307
Capital	6	1,210,571	1,114,780
		<u>59,506,697</u>	<u>62,998,130</u>
PAYMENTS			
Schools & Head Office	7	20,908,466	30,198,083
Further Education and Training	8	35,542,124	25,760,718
Student Support Services	9	296,962	1,235,511
Youth Services	10	425,716	691,205
Agencies & Self-Financing	5	1,191,122	1,847,463
Capital	6	1,360,119	949,761
		<u>59,724,509</u>	<u>60,682,741</u>
Cash Surplus / (Deficit) For Period		(217,812)	2,315,390
Movement in Other Net Current Assets	21	<u>229,610</u>	<u>2,535,181</u>
Accrual Revenue Surplus/(Deficit) For Period		11,798	(219,792)
Revenue Surplus / (Deficit) at 1 January 2015		(18,318)	201,474
Revenue Surplus / (Deficit) at 31st December 2015		<u>(6,520)</u>	<u>(18,318)</u>

Signed /Dated


 Cllr. Avril Whitney
 Chairperson 01/12/2016


 Dr Christy Duffy
 Chief Executive 01/12/2016

The notes on pages 10 to 25 form part of these financial statements


Longford and Westmeath Education and Training Board


Statement of Current Assets and Current Liabilities as at 31st December 2015

		Year ended 31/12/2015		18 Months Ended 31/12/2014
		€		€
Current Assets				
Recurrent State Grants	13	688,073		911,749
Capital State Grants	14	367,680		332,574
Other Recurrent Grants	15	32,111		10,685
Third Party Debtors	16	55,212		53
Bank Balance		5,235,165		5,452,977
		<u>6,378,241</u>		<u>6,708,038</u>
Current Liabilities				
Recurrent State Grants	17	3,476,195		3,737,043
Capital State Grants	18	167,178		879,230
Other Recurrent Grants	19	476,690		485,750
Pay & Expense Liabilities	20	2,264,698		1,624,333
		<u>6,384,761</u>		<u>6,726,356</u>
Net Current Assets / (Liabilities)		<u>(6,520)</u>		<u>(18,318)</u>
Represented By				
Revenue Surplus / (Deficit)		<u>(6,520)</u>		<u>(18,318)</u>

		Surplus (Deficit)		Surplus (Deficit)		Surplus (Deficit)
		31/12/2015		in Year		31/12/2014
Programme		€		€		€
Schools & Head Office		(6,520)		11,798		(18,318)
		<u>(6,520)</u>		<u>11,798</u>		<u>(18,318)</u>

Signed/Dated


 Cllr. Avril Whitney
 Chairperson 01/12/2016


 Dr. Christy Duffy
 Chief Executive 01/12/2016

The notes on pages 10 to 25 form part of these financial statements

Longford and Westmeath Education and Training Board

Notes to The Financial Statements - Year Ended 31st December 2015

		Year Ended 31/12/2015	18 Months Ended 31/12/2014
		€	€
1 Schools & Head Office Receipts			
PAY	FUNDER		
Schools & Head Office Net Cash Grant	Dept. of Education and Skills	18,052,656	25,275,513
Retained Superannuation Contributions	Dept. of Education and Skills	1,158,970	1,588,156
		19,211,626	26,863,669
NON PAY			
Schools & Head Office Net Cash Grant	Dept. of Education and Skills	1,558,327	2,083,335
Tuition Fees		79,252	67,046
Bank Interest		1,532	9,445
Rent		(0)	3,607
Other - Repeat Leaving Certificate Fees		(0)	821
		1,639,111	2,164,254
ASSOCIATED PROGRAMMES			
School Services Support Fund	Dept. of Education and Skills	270,266	353,080
Book Grant - Needy Pupils	Dept. of Education and Skills/Students	253,183	291,736
Deis Grant & Home School Liaison	Dept. of Education and Skills	85,468	156,745
Junior Certificate School Programme	Dept. of Education and Skills	29,957	48,411
Others - 9 in Number		66,642	86,893
		705,516	936,865
		21,556,253	29,964,788

Longford and Westmeath Education and Training Board

Notes to The Financial Statements - Year Ended 31st December 2015

2 FURTHER EDUCATION AND TRAINING RECEIPTS		Year Ended 31/12/2015 €	18 Months Ended 31/12/2014 €
Further Education	Sponsoring Department/Funder		
VTOS	SOLAS	1,467,583	3,286,833
Youthreach	SOLAS	1,439,073	2,866,421
Adult Literacy Development Fund	SOLAS	1,220,344	1,538,124
Back to Education Initiative	SOLAS	919,293	1,102,845
Adult Education Guidance Service	SOLAS	459,035	650,000
Community Education	SOLAS	264,600	412,550
P.L.C. Non-Pay	SOLAS	62,911	63,515
QQI Exam/Assessments	SOLAS	61,488	86,541
Intensive Tuition	SOLAS	57,312	113,396
Further Education Refurbishment Fund	SOLAS	46,565	0
Arts Education	SOLAS/Students	40,777	102,829
Psychological Services	SOLAS	33,878	42,408
PLC Government Levy	Students	30,600	23,990
QQI External Authenticators	SOLAS	9,794	0
DEIS Family Literacy	SOLAS	124	50,000
Senior Traveller Centres	SOLAS	(0)	4,395
Quality Framework	SOLAS	(3,127)	3,960
Continuing Professional Development	SOLAS	(6,515)	13,793
		6,103,735	10,361,600
Training			
Specialist Training Providers (STP)	SOLAS	7,385,763	3,870,616
TC Staff & Operations	SOLAS	4,962,042	2,355,455
Community Training Centres	SOLAS	4,192,967	2,337,683
Local Training Initiatives	SOLAS	3,529,309	2,632,182
Bridging Foundation & Skills Training	SOLAS	3,296,214	2,579,674
Traineeships	SOLAS	2,530,654	1,400,014
Apprenticeship	SOLAS	2,104,487	691,782
Evening Courses	SOLAS	380,632	68,869
Other	Other	373,428	145,385
Justice Workshops	SOLAS	91,270	67,378
TC Capital	SOLAS	0	730,000
On-Line/Blended Learning/Library	SOLAS	(1,491)	13,645
		28,845,275	16,892,683
Training Centre Bank Balance on Transfer			825,850
Total		34,949,010	28,080,133
3 STUDENT SUPPORT SERVICES RECEIPTS			
Grants and Scholarships	Department of Education and Skills	214,022	1,282,775
		214,022	1,282,775
4 YOUTH SERVICES RECEIPTS			
Youth Club Grant	Department of Children and Youth Affairs	32,897	42,630
ETB Youth Work Functions	Department of Children and Youth Affairs	44,867	67,995
Youth Information	Department of Children and Youth Affairs	47,163	72,571
Capital Funding	Department of Children and Youth Affairs	50,000	14,228
Y.P.F.S.F. 2	Department of Children and Youth Affairs	83,060	137,806
Special Projects Youth-SPY	Department of Children and Youth Affairs	84,651	144,867
DPU/MRDATF	Department of Health	131,357	195,250
		473,995	675,347

Longford and Westmeath Education and Training Board

Notes to The Financial Statements - Year Ended 31st December 2015

5 AGENCIES and SELF-FINANCING PROJECTS

Year Ended 31/12/2015	18 Months Ended 31/12/2014
-----------------------	----------------------------

AGENCIES

These are monies received from sources other than the Department of Education and Skills and detailed below.

Item	PROJECT NAME	Funder	RECEIPTS	PAYMENTS			RECEIPTS	PAYMENTS
				Pay	Non Pay	Total		
			€	€	€	€	€	€
1	School Meals	DSP	280,811	0	283,189	283,189	404,008	392,974
2	National Skills for Work Program	DDLETB	114,727	37,186	58,725	95,911	155,010	143,947
3	Sports and Related Activities	Students	49,304	0	88,411	88,411	174,339	167,859
4	Leargas/Erasmus	Léargas	41,698	0	46,013	46,013	20,740	3,029
5	Examination Bodies	State Exams Commi.	34,849	96,811	0	96,811	160,805	158,060
6	Migrant Workers	DSP	16,200	17,312	0	17,312	17,375	18,157
7	Parent's Association Bank Accounts	Students	13,802	0	19,849	19,849	54,010	61,142
8	Third Party Examination Fees	Students	15,504	0	15,590	15,590	7,638	9,042
9	Westmeath Community Development	WCD	15,170	0	1,954	1,954	0	0
10	Others - 11 in Number	Various	5,457	17,201	15,647	32,848	74,861	63,694
			587,522	168,510	529,378	697,888	1,068,786	1,017,904

SELF-FINANCING PROJECTS

These are funds raised by LWETB for specific purposes.

Item	PROJECT NAME	Funder	RECEIPTS	PAYMENTS			RECEIPTS	PAYMENTS
				Pay	Non Pay	Total		
			€	€	€	€	€	€
1	Student Services - Student	Students	215,642	0	205,763	205,763	142,599	110,103
2	PLC Locally Raised Funds - RF	Students	105,909	0	80,571	80,571	165,990	180,118
3	Canteen	Students	75,962	10,220	58,587	68,807	135,015	130,633
4	Transition Year Extra Currc Actvs	Students	48,095	0	36,702	36,702	35,201	14,933
5	Rent Sports Facilities	Students	17,170	12,045	4,030	16,075	22,198	24,885
6	School Tours	Students	16,631	0	12,845	12,845	27,849	27,343
7	Homework Study Club	Students	14,055	10,894	1,689	12,583	27,524	21,688
8	Others - 9 in Number	Students	21,860	2,183	57,705	59,888	255,145	319,856
			515,324	35,342	457,892	493,234	811,521	829,559
Overall			1,102,846	203,852	987,270	1,191,122	1,880,307	1,847,463

Agency work involves running a programme on behalf of another organisation according to agreed criteria and the Board is reimbursed its cost

Self Financing Projects are programmes run under the complete control of the Board either for the Board or other organisations.

Longford and Westmeath Education and Training Board

Notes to The Financial Statements - Year Ended 31st December 2015

6 CAPITAL	Year Ended 31/12/2015	18 Months Ended 31/12/2014
Receipts	€	€
Department Education & Skills	1,210,571	1,114,780
	1,210,571	1,114,780
Payments		
Ballymahon Additional Accommodation	717,254	16,738
Castlepollard Community College Additional Classroom Accomodation	319,577	42,373
Granard Additional Accommodation	144,644	0
Various Others - 20 in Number	178,644	890,649
	1,360,119	949,760

Longford and Westmeath Education and Training Board

Notes to The Financial Statements - Year Ended 31st December 2015

			Year Ended 31/12/2015	18 Months Ended 31/12/2014		
7	Schools & Head Office Payments		Pay €	Non Pay €	Total €	Total €
	PAY					
	Instruction		16,318,576		16,318,576	22,666,548
	Administration		1,842,598		1,842,598	2,956,587
	Maintenance		487,787		487,787	991,114
			18,648,961		18,648,961	26,614,249
	NON PAY					
	Administration			774,038	774,038	893,081
	Maintenance			425,752	425,752	1,102,881
	Instruction			387,867	387,867	438,383
				1,587,657	1,587,657	2,434,345
	ASSOCIATED PROGRAMMES		Pay €	Non Pay €	Total €	Total €
	Student Support Services		86,790	162,147	248,937	434,018
	Book Rental		30,635	212,269	242,904	403,629
	DEIS Funding Home School Liaison		1,939	54,634	56,573	175,866
	Junior Certificate School Programme		1,214	39,607	40,821	41,941
	Others 14 in Number		21,876	60,737	82,613	94,035
			142,454	529,394	671,848	1,149,489
					20,908,466	30,198,083

Schools and Head Office Payments

These relate to the provision of second level and PLC programmes provided in 9 locations, catering for 3,322 participants as well as night classes in 3 locations, catering for 670 participants.

Longford and Westmeath Education and Training Board

Notes to The Financial Statements – Year Ended 31st December 2015

8 FURTHER EDUCATION AND TRAINING PAYMENTS	Year Ended 31/12/2015				18 Months Ended 31/12/2014
	Pay €	Non Pay €	Allowances €	Total €	€
Further Education					
VTOS	870,336	241,224	1,042,189	2,153,749	3,260,506
Youthreach	1,142,534	359,414	375,180	1,877,128	2,917,966
Adult Literacy Development Fund	921,974	243,715	0	1,165,689	1,506,758
Back to Education Initiative	666,779	241,418	0	908,197	1,245,246
Adult Education Guidance Service	310,553	103,646	0	414,199	671,860
Community Education	178,215	54,006	0	232,221	404,491
Intensive Tuition	62,101	7,167	0	69,268	103,430
Arts Education	30,949	22,433	0	53,382	70,498
Psychological Services	36,678	2,630	0	39,308	50,361
PLC Government Levy	0	27,802	0	27,802	29,481
PLC Non Pay	0	71,269	0	71,269	85,453
DEIS Family Literacy	11,729	8,089	0	19,818	19,572
Continuing Professional Development	443	3,055	0	3,498	15,411
QQI External Authenticators	1,341	7,065	0	8,406	9,540
Quality Framework	0	4,521	0	4,521	5,385
QQI Exam/Assessments	47,676	0	0	47,676	61,508
High Support Program	0	0	0	0	3,591
Further Education Refurbishment Fund	0	133,336	0	133,336	0
	4,281,308	1,530,790	1,417,369	7,229,467	10,461,057
Training					
Specialist Training Providers (STP)	0	4,151,152	2,375,282	6,526,434	3,756,519
Local Training Initiatives	1,257,289	453,353	1,991,945	3,702,587	2,325,283
Bridging Foundation & Skills Training	0	1,481,208	2,178,106	3,659,315	2,261,428
Community Training Centres	1,742,613	1,000,198	1,077,933	3,820,744	2,064,745
TC Staff & Operations	3,683,303	90,638	0	3,773,941	1,852,799
Traineeships	0	923,330	1,277,960	2,201,290	1,482,445
TC Capital	0	499,160	0	499,160	132,390
Apprenticeship	0	319,999	1,651,789	1,971,788	689,737
Operating Costs	0	1,390,775	0	1,390,775	515,862
Evening Courses	0	33,507	0	33,507	163,664
Justice Workshops	0	0	89,883	89,883	52,865
On-Line/Blended Learning/Library	0	11,431	0	11,431	1,924
Transfer of operations from LWETB to KWETB	0	631,802	0	631,802	0
	6,683,205	10,986,553	10,642,898	28,312,657	15,299,661
Total	10,964,513	12,517,343	12,060,267	35,542,124	25,760,718
9 STUDENT SUPPORT SERVICES PAYMENTS				€	€
Grants and Scholarships				296,962	1,235,511
10 YOUTH SERVICES PAYMENTS					
DPU/MRDATAF				98,822	195,250
Special Projects Youth-SPY				84,651	144,867
Y.P.F.S.F. 2				83,060	145,532
Youth Information				47,163	72,571
ETB Youth Work Functions				45,570	51,703
Youth Club Grant				31,450	64,310
Capital Funding				35,000	14,227
Youth Work Quality Service Standards				0	745
Youth Affairs (LVYC)				0	1,576
Dormant A/C Equipment Local Youth Clubs				0	424
				425,716	691,205

Further Education and Training Payments

These relate to the provision of Further Education programmes in 24 locations, catering for 3564 participants, as well as training in 83 locations, catering for 2886 participants.

Longford and Westmeath Education and Training Board

Notes to The Financial Statements - Year Ended 31st December 2015

11 ANALYSIS OF RECEIPTS BY FUNDER

FUNDER	Programme						TOTAL Year Ended 31/12/2015	TOTAL 18 Months Ended 31/12/2014
	Schools & Head Office	Further Education and Training	Student Support Services	Youth Services	Agencies and Self Financing	Capital		
	€	€	€	€	€	€	€	€
Dept. of Education and Skills	21,308,057		214,022			1,210,571	22,732,650	32,344,939
SOLAS		34,519,264					34,519,264	27,930,077
Dept. of Health				131,357			131,357	195,250
Dept. of Children and Youth Affairs				342,638			342,638	480,097
DSP					297,011		297,011	428,283
Students	246,128	81,953			593,934		922,015	1,361,900
DDLETB					114,727		114,727	155,010
HSE					5,016		5,016	16,569
HEA					441		441	51,392
Léargas					41,698		41,698	20,740
Bank	1,532						1,532	9,445
State Exams Commission	536				34,849		35,385	-
Westmeath Community Development					15,170		15,170	-
Other		347,793					347,793	4,428
Total	21,556,253	34,949,010	214,022	473,995	1,102,846	1,210,571	59,506,697	62,998,130

12 State Funding Methods and Requirements Summary

(a) Recurrent State Grants

When issued Recurrent State Grants are essentially a deposit in respect of the actual grant for the year. The actual grant is determined at year end when the actual expenditure for the year is known. This gives rise to the Recurrent State Grant asset or liability at year end.

(b) Recurrent State Capital Grants

These are issued in respect of projects specifically approved by the Department of Education and Skills.

The ETB will ensure that the State's investment in the related asset is protected and will not be used as security for any other activity without prior consultation with the Department and sanction of D/PER.

(c) Use of Grants

The ETB confirms that all grants have been used only for the purposes for which they were issued.

(d) Tax Compliance

The ETB is compliant with all relevant tax regulations.

(e) State Funding Summary

Main State Grants	Opening Balance	Received	Taken to Revenue	Closing Balance
	€	€	€	€
School & Head Office - Pay	0	19,363,000	18,648,961	714,039
School & Head Office - Non Pay	0	1,555,543	1,555,543	0
Associated Programmes	244,946	538,640	517,071	266,515
Capital	506,481	1,210,571	1,360,119	356,933
Further Education & Training	2,496,932	34,897,653	35,635,805	1,758,780
	3,248,359	57,565,407	57,717,499	3,096,267

Longford and Westmeath Education and Training Board

Notes to The Financial Statements - Year Ended 31st December 2015

	Year Ended 31/12/2015 €	18 Months Ended 31/12/2014 €
13 Current Assets - Recurrent State Grants		
Amount due from Dept. Of Education and Skills	565,201	805,913
Amount due from SOLAS	117,628	105,836
Other	5,244	0
	688,073	911,749
 14 Current Assets - Capital State Grants		
Amount due from Dept. Of Education and Skills	367,680	332,574
	367,680	332,574
 15 Current Assets - Other Recurrent Income		
Other Programme Funders	32,111	10,685
	32,111	10,685
 16 Current Assets - Third Party Debtors		
Bank Interest	20	53
Exam Bodies	52,618	0
HSE Study Assistance	2,574	0
	55,212	53

Longford and Westmeath Education and Training Board

Notes to The Financial Statements - Year Ended 31st December 2015

	Year Ended 31/12/2015	18 Months Ended 31/12/2014
	€	€
17 Current Liabilities - Recurrent State Grants		
Amount due to Dept. of Education and Skills	1,599,787	1,753,576
Amount due to Solas	1,876,408	1,983,467
	3,476,195	3,737,043
18 Current Liabilities - Capital State Grants		
Amount held for Dept. of Education and Skills	167,178	879,230
	167,178	879,230
19 Current Liabilities - Other Recurrent Income		
Amount due to Dept of Children and Youth Affairs	184,517	138,173
Amount held for Students	125,225	189,300
Amount held for Other Programme Funders	166,948	158,277
	476,690	485,750
20 Pay and Expense Liabilities		
Pay Liabilities	928,253	287,601
Expense Liabilities	1,336,445	1,336,732
	2,264,698	1,624,333

Longford and Westmeath Education and Training Board

Notes to The Financial Statements - Year Ended 31st December 2015

21 Movement in Other Net Current Assets

	Balance as at 31/12/2015	Balance as at 31/12/2014	Movement in Period
	€	€	€
Current Assets			
Increase/(Decrease) in Recurrent State Grants Receivable	688,073	911,749	(223,676)
Increase/(Decrease) in Capital State Grants Receivable	367,680	332,574	35,106
Increase/(Decrease) in Other Recurrent Income Receivable	32,111	10,685	21,426
Increase/(Decrease) in Third Party Debtors	55,212	53	55,159
	<u>1,143,076</u>	<u>1,255,061</u>	<u>(111,985)</u>
Current Liabilities			
(Increase)/Decrease in Recurrent State Grants Payable	3,476,195	3,737,043	260,848
(Increase)/Decrease in Capital State Grants Payable	167,178	879,230	712,052
(Increase)/Decrease in Other Recurrent Income Payable	476,690	485,750	9,060
(Increase)/Decrease in Pay and Expenditure	2,264,698	1,624,333	(640,365)
	<u>6,384,761</u>	<u>6,726,356</u>	<u>341,595</u>
Net Movement			<u><u>229,610</u></u>

Longford and Westmeath Education and Training Board

Notes to The Financial Statements - Year Ended 31 December 2015

22 Amalgamation of VECs

Longford and Westmeath Education and Training Board was established on 1 July 2013.

On that date the operations, staff, fixed assets, current assets, current liabilities, surpluses and deficits of the former County Longford VEC and County Westmeath VEC transferred to the Longford and Westmeath Education and Training Board.

Details of the Current Assets, Current Liabilities, Surpluses/Deficits transferred are set out hereunder.

	Longford VEC 30th June 2013 €	Westmeath VEC 30th June 2013 €	TOTAL 30th June 2013 €
Current Assets			
Recurrent State Grants	30,351	450,309	480,660
Capital State Grants	710	329,426	330,136
Other Recurrent Income	26,247	16,559	42,806
Third Party Debtors	0	35,338	35,338
Bank Balance	1,420,212	1,717,376	3,137,588
	<u>1,477,520</u>	<u>2,549,008</u>	<u>4,026,528</u>
Current Liabilities			
Recurrent State Grants	671,793	1,964,572	2,636,365
Capital State Grants	104,253	9,910	114,163
Other Recurrent Grants	273,551	332,758	606,309
Pay & Expense liabilities	158,030	310,187	468,217
	<u>1,207,627</u>	<u>2,617,427</u>	<u>3,825,054</u>
Net Current Assets / (Liabilities)	<u>269,893</u>	<u>(68,419)</u>	<u>201,474</u>
Represented By			
Revenue Surplus / (Deficit)	<u>269,893</u>	<u>(68,419)</u>	<u>201,474</u>
Analysis of Revenue Surplus / (Deficit)			
	Surplus (Deficit)	Surplus (Deficit)	Surplus (Deficit)
Programme	€	€	€
Schools & Head Office	307,069	(51,675)	255,394
Further Education & Training	(37,176)	(16,744)	(53,920)
	<u>269,893</u>	<u>(68,419)</u>	<u>201,474</u>

Longford and Westmeath Education and Training Board

Notes to The Financial Statements - Year Ended 31st December 2015

23 Athlone Training Centre

On 1 July 2014 Athlone Training Centre, 65 staff, associated programmes, operations and systems, including associated assets and liabilities transferred to Longford and Westmeath Education & Training Board

The fixed assets transferred at book value and as such no adjustments were made to the carrying values of these assets. No gain or loss arose on the transfer of assets from SOLAS to Longford and Westmeath Education and Training Board

Transfer from SOLAS to Longford and Westmeath ETB on 1 July 2014		
	€	€
Fixed Assets		
Land & Buildings	9,719,793	
Furniture/Equipment	<u>115,349</u>	9,835,142
Current Assets		
Stocks	5,519	
Debtors	646,079	
Prepayments	9,352	
Cash at bank and on hand	<u>2,354,702</u>	
	3,015,652	
Creditors		
Amounts falling due within one year	<u>3,015,652</u>	
Net Current Assets		<u>0</u>
Net Assets Transferred to ETB		<u>9,835,142</u>
Financed By		
Capital Reserve		<u>9,835,142</u>

LWETB were responsible for the training budget in KWETB until 1 November 2015.

LWETB were responsible for the training budget in LOETB until 26 February 2016

The assets at Mount Lucas, Co. Offaly transferred to LOETB on 1 July 2014. LWETB remained responsible for the day to day operation of the facility until 31 December 2015.

Details on transfer

€

KWETB - Net Transfer of Operations

631,802 Paid by LWETB in December 2015

LOETB - Net Transfer of Operations Mt Lucas

8,905 Year ending balance to be paid in 2016

Longford and Westmeath Education and Training Board

Notes to The Financial Statements - Year Ended 31 December 2015

24 Chief Executive's Salary

In accordance with pay scales approved by the Department of Education and Skills the Chief Executive was paid €98,799 (excluding employer's P.R.S.I.)in the year ended 31st December 2015.

Employer's PRSI of €9,746 was also paid.

The CE did not undertake any foreign travel for ETB business purposes during the period.

The CE is a member of an unfunded defined benefit public sector scheme and the pension entitlements do not extend beyond the standard entitlements available under the scheme.

25 Board members' expenses

Expenses are paid to Board members for travel to Board-related meetings.

The aggregate expenses paid to each member in the year ended 31st December 2015 were:

Board member	Statutory Meetings €	Interview Boards €	Attendance at Conferences / Seminars €	Other €	Total €	No. Board Meetings Attended in 2015
Seamus Butler	338		136	107	581	8/8
Sorca Clarke	337		290		627	7/8
Fr. Paul Connell	392				392	6/8
Paul Daly (Chair)	836		1,060	216	2,112	8/8
Una D'Arcy	160			190	350	4/8
Willie Dennigan	526		149	75	750	8/8
Michael Dollard	618	81	272	257	1,228	7/8
Tom Farrell	483			49	532	8/8
Declan Flanagan	396			57	453	8/8
Ken Glynn	308			55	363	6/8
Celine Kearney Medforth	384		344	88	816	6/8
Frankie Keena	391			57	448	8/8
Laura Leonard	0				0	4/8
Helen Macken	484			844	1,328	8/8
Peggy Nolan	280	72		55	407	6/8
James O'Keeffe	762		105	57	924	8/8
Patrick O'Rourke	408				408	7/8
Pat O'Toole	277				277	7/8
Mae Sexton	415	73	331	55	874	8/8
Denise Watkins	465	97		86	648	6/8
Avril Whitney	110				110	6/8
	8,370	323	2,687	2,248	13,628	

Longford and Westmeath Education and Training Board

Notes to The Financial Statements - Year Ended 31st December 2015

26 Capital Commitments

	€
At the date of approval of the financial statements LWETB had committed and contracted to:	
1 The construction of additional classrooms at Ballymahon Vocational School	258,470
2 A Design Team to manage the construction of additional classrooms at Ardscoil Phadraig, Granard.	182,050
3 4 other projects with a combined cost of	73,075

All of the above capital expenditure will be completely Exchequer funded

27 Contingencies

At the date of approval of these financial statements, there were no significant legal proceedings in respect of events that occurred on or before the 31/12/2015.

Longford and Westmeath Education and Training Board

Notes to The Financial Statements - Year Ended 31st December 2015

28 Property Held: During the year ended 31 December 2015 Longford and Westmeath ETB provided educational services from the properties listed below:

Category	Location	Status	Annual Rent	Lease Expiry
Administrative Offices	Marlinstown Office Park Mullingar	Leased	108,784	01/02/2025
	Battery Road Longford	Leased	13	31/12/2029
Schools				
Ardcoil Phadraig Granard	Granard Co. Longford	Owned	N/A	
Athlone Community College *	Retreat Road Athlone	PPP School	N/A	
Ballymahon Vocational School	Ballymahon Co. Longford	Owned	N/A	
Castlepollard Community College	Castlepollard Co. Westmeath	Owned	N/A	
Castlepollard Community College Prefab	Castlepollard Co. Westmeath	Leased	14,071	Annual
Columba College	Killucan Co Westmeath	Owned	N/A	
Columba College Prefab	Killucan Co Westmeath	Leased	9,594	Rolling monthly
Lanesboro Community College	Lanesboro Co. Longford	Owned	N/A	
Mullingar Community College	Millmount Road Mullingar	Owned	N/A	
St. Anthony's Junior Education Centre	Northgate Street Athlone	Leased	2,000	Annual
Templemichael College	Templemichael Longford	Owned	N/A	
Centres				
Adult Education Centre	(Army Building) Battery Road Longford	Owned	N/A	
Adult Education Centre	7, Pearse Street, Athlone	Leased	73,800	30/06/2016
Adult Education Centre	Marlinstown Office Park Mullingar	Leased	68,512	01/02/2025
Adult Learning Centre	Granard Co. Longford	Leased	10,914	30/06/2016
Arts Education Centre	Kinnegad Co. Westmeath	Owned	N/A	
Shannonbank Education Centre	Athlone	Leased	52,000	20/03/2026
VTOS	Ashe Road Mullingar	Leased	31,284	28/02/2020
Youthreach Centre	Ballymahon Co Longford	Leased	32,000	31/07/2020
Youthreach Centre	The Courtyard Main Street Delvin Co. Westmeath	Leased	10	31/12/2039
Youthreach Centre	The Courtyard Main Street Delvin Co. Westmeath	Leased	7,000	30/06/2020
Youthreach Centre	Battery Road Longford	Leased	39,900	31/05/2021
Youthreach Centre	Unit 2a Midland Gateway Business Park Kilbeggan	Leased	46,740	28/02/2030
Athlone Training Centre				
SOLAS Training Centre/Offices		Owned	N/A	
Total Longford and Westmeath Education Board Lease Costs			496,622	

* Athlone Community College was built and now is maintained under the terms of a contract between a PPP company and the Department of Education and Skills.

Longford and Westmeath Education and Training Board

Notes to The Financial Statements - Year Ended 31st December 2015

29 Approval of the Financial Statements

The Financial Statements for year ended 31/12/2015 were approved by the Board of Longford and Westmeath Education and Training Board on 30 November 2016.